




Measures

Technology

Values

Innovation



VRLA Rechargeable Battery

BPS17-12 (BPS17-12FR)

FEATURES

- Maintenance free(no water topping-up required)
- No free acid(Non-spillable battery)
- Can be used in any orientation(excluding used inverted)
- Absorbent Glass Mat technology for efficient gas recombination

APPLICATION

- UPS
- Fishing Lights
- Emergency Lights
- Lawn Mowers
- Video Camcorders(VCR)

SPECIFICATIONS

Nominal Voltage	12V	
Nominal Capacity	20 Hour Rate (850mA, 10.5V)	17.00 Ah
	10 Hour Rate (1615mA, 10.5V)	16.15 Ah
	5 Hour Rate (2890mA, 10.5V)	14.45 Ah
	1 Hour Rate (10200mA,9.30V)	10.20 Ah
Approx. Weight	6150g(13.56lbs.)	
Terminals	B1 (Fitting M5 bolt & nut) , T2 and I1 are optional	
Max. Discharge Current	255 A (5 sec.)	
Max. Charge Current	5.1 A	
Operating Temperature Range	Charge	0°C~40°C(32°F~104°F)
	Discharge	-20°C~50°C(-4°F~122°F)
	Storage	-20°C~40°C(-4°F~104°F)
Self Discharge	< 3% per month (25°C)	
Internal Resistance	≤ 16mΩ (Fully Charged)	



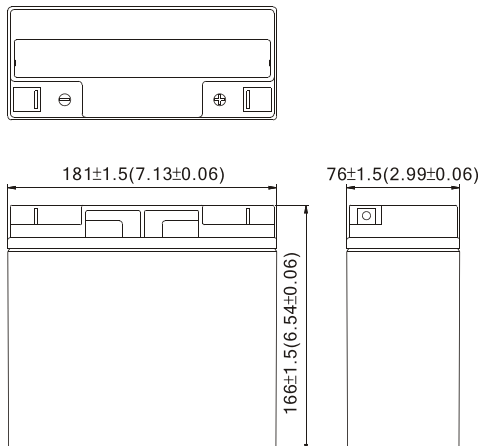
CONTAINER MATERIAL

- BPS17-12:
ABS: UL 94-HB (Dark gray color)
- BPS17-12FR:
ABS: UL 94-V0 (Light gray color)

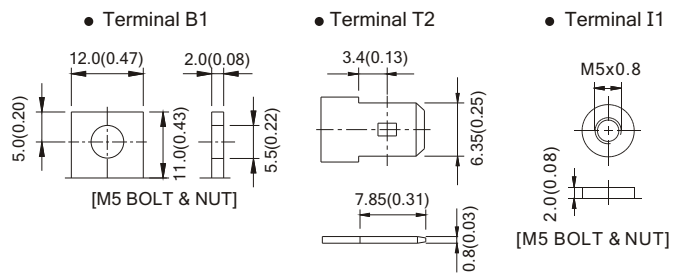
 ISO 9001	 ISO14001
 UL	 CE
<ul style="list-style-type: none"> ● IEC61056 ● GB/T 19639 	<ul style="list-style-type: none"> ● JIS C 8702

OUTER DIMENSIONS mm(inch)

Length (L)	Width (W)	Container Height (H)	Total Height (TH)
181±1.5(7.13±0.06)	76±1.5(2.99±0.06)	166±1.5(6.54±0.06)	166±1.5(6.54±0.06)

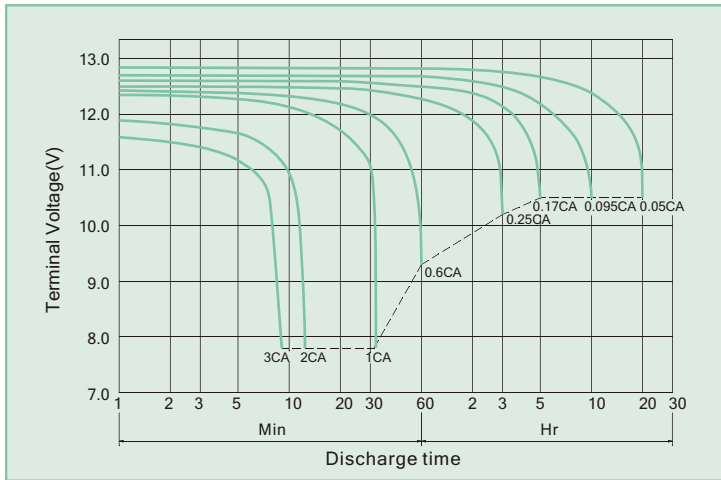


TERMINAL TYPE

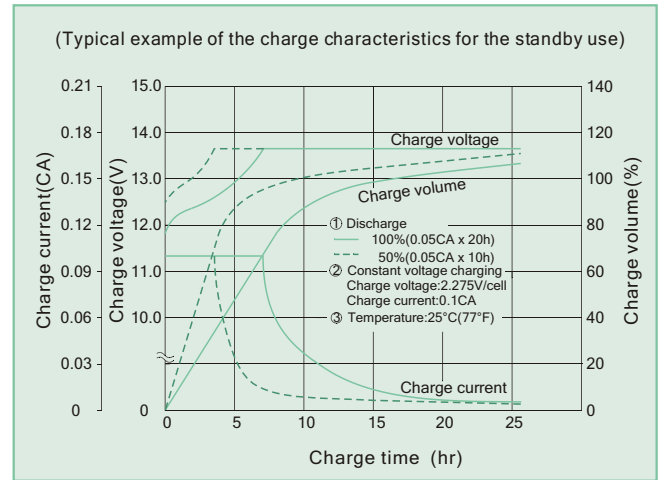


Terminal Hardware Initial Torque:
B1(2.5Nm±5%),I1(4.0Nm±5%)

BPS17-12 (BPS17-12FR) discharge characteristics (25°C /77°F)



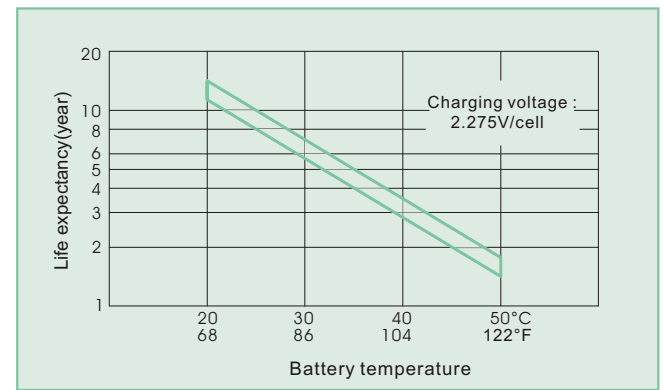
Battery Charging Characteristics



Charging Procedure

Application	Charging method	Charging Voltage at 25°C (V/cell)	Temperature compensation coefficient of charging voltage (mV/°C /cell)	Max. charging current (CA)	Charging time 0.1CA, 25°C (h)		Temp (°C)
					100% discharge	50% discharge	
For standby power Source	Constant voltage & Constant current charging (with current restriction)	2.25~2.30	-3	0.3	24	20	0~40 (32~104°F)
For cycle service		2.40~2.50	-4	0.3	16	10	

Effect Of Temperature On Long Term Float Life



Constant power discharge characteristics at 25 °C/77 °F Unit: W

F.V. (V/cell) \ Discharge Time	5 Min	10 Min	15 Min	30 Min	1 Hr	3 Hr	5 Hr	10 Hr	20 Hr
1.80V	615	452	363	216	123.7	49.6	34.2	19.09	10.05
1.75V	711	490	379	224	127.4	50.5	34.7	19.38	10.20
1.70V	756	508	391	229	129.7	51.0	34.9	19.48	10.25
1.65V	790	520	400	232	131.3	51.4	35.0	19.54	10.28
1.60V	816	530	408	235	132.6	51.7	35.1	19.54	10.28

Constant current discharge characteristics at 25 °C/77 °F Unit: A

F.V. (V/cell) \ Discharge Time	5 Min	10 Min	15 Min	30 Min	1 Hr	3 Hr	5 Hr	10 Hr	20 Hr
1.80V	55.37	39.83	31.53	18.28	10.40	4.129	2.847	1.591	0.837
1.75V	65.27	43.15	32.98	18.98	10.71	4.212	2.890	1.615	0.850
1.70V	69.35	44.70	34.00	19.41	10.90	4.250	2.906	1.623	0.854
1.65V	72.46	45.77	34.78	19.68	11.03	4.280	2.916	1.628	0.857
1.60V	74.86	46.69	35.48	19.88	11.14	4.305	2.925	1.628	0.857

All data shall be changed without prior notice, BB reserves the right to explain and update the information contained hereinto.

