




Measures

Technology

Values

Innovation



VRLA Rechargeable Battery

BPS20-12 (BPS20-12FR)

FEATURES

- Maintenance free(no water topping-up required)
- No free acid(Non-spillable battery)
- Can be used in any orientation(excluding used inverted)
- Absorbent Glass Mat technology for efficient gas recombination

APPLICATION

- UPS
- Fishing Lights
- Emergency Lights
- Lawn Mowers
- Video Camcorders(VCR)

SPECIFICATIONS

Nominal Voltage	12V	
Nominal Capacity	20 Hour Rate (1000mA, 10.5V)	20.0 Ah
	10 Hour Rate (1900mA, 10.5V)	19.0 Ah
	5 Hour Rate (3400mA, 10.5V)	17.0 Ah
	1 Hour Rate (12000mA,9.3V)	12.0 Ah
Approx. Weight	6350g(14.00lbs.)	
Terminals	B1 (Fitting M5 bolt & nut) , T2 and I1 are optional	
Max. Discharge Current	300 A (5 sec.)	
Max. Charge Current	6 A	
Operating Temperature Range	Charge	0°C~40°C(32°F~104°F)
	Discharge	-20°C~50°C(-4°F~122°F)
	Storage	-20°C~40°C(-4°F~104°F)
Self Discharge	< 3% per month (25°C)	
Internal Resistance	≤11mΩ (Fully Charged)	



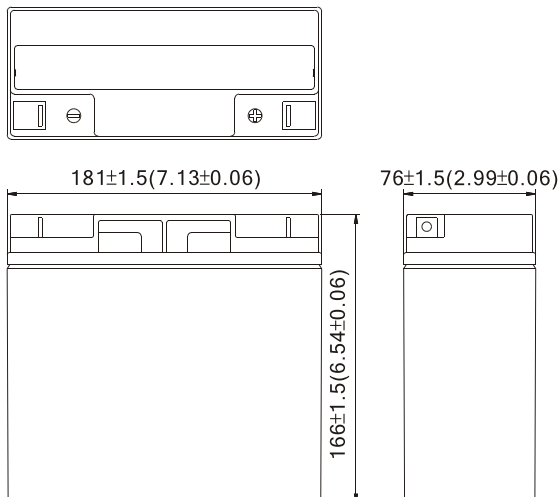
CONTAINER MATERIAL

- BPS20-12:
ABS: UL 94-HB (Dark gray color)
- BPS20-12FR:
ABS: UL 94-V0 (Light gray color)

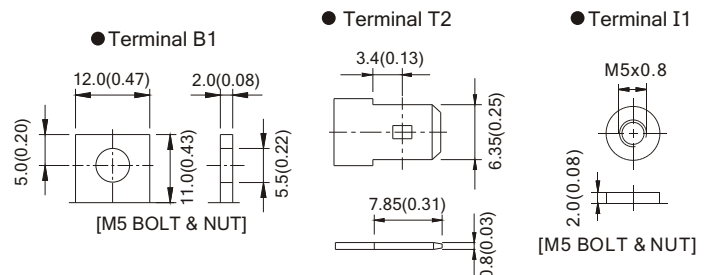
 ISO 9001	 ISO14001
 MH19884 UL	 C4M20310-2474-E-16 CE
<ul style="list-style-type: none"> ● IEC61056 ● GB/T 19639 	<ul style="list-style-type: none"> ● JIS C 8702

OUTER DIMENSIONS mm(inch)

Length (L)	Width (W)	Container Height (H)	Total Height (TH)
181±1.5(7.13±0.06)	76±1.5(2.99±0.06)	166±1.5(6.54±0.06)	166±1.5(6.54±0.06)

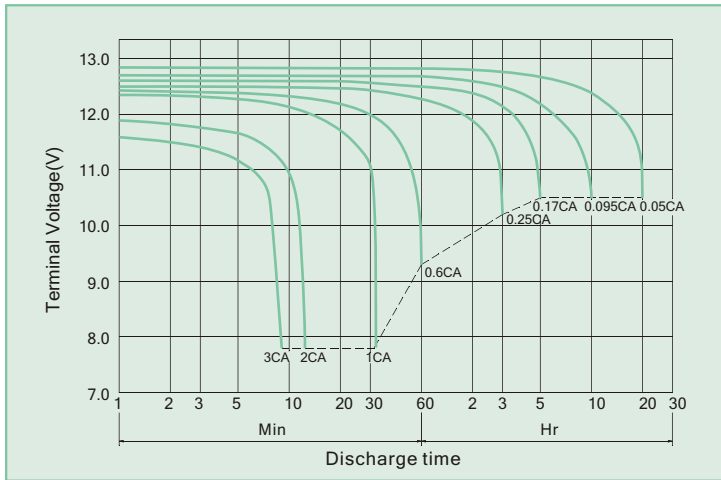


TERMINAL TYPE

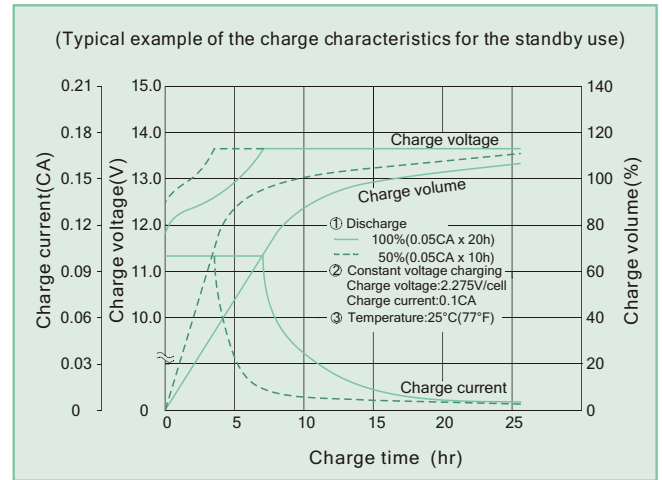


Terminal Hardware Initial Torque:
 B1(2.5Nm±5%),I1(4.0Nm±5%)

BPS20-12 (BPS20-12FR) discharge characteristics (25°C /77°F)



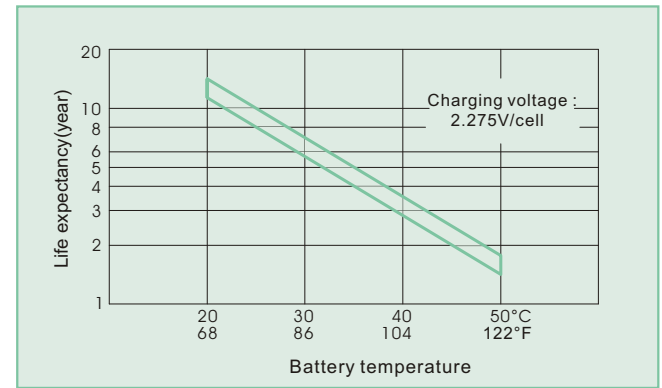
Battery Charging Characteristics



Charging Procedure

Application	Charging method	Charging Voltage at 25°C (V/cell)	Temperature compensation coefficient of charging voltage (mV/°C /cell)	Max. charging current (CA)	Charging time 0.1CA, 25°C (h)		Temp (°C)
					100% discharge	50% discharge	
For standby power Source	Constant voltage & Constant current charging (with current restriction)	2.25~2.30	-3	0.3	24	20	0~40 (32~104°F)
For cycle service		2.40~2.50	-4	0.3	16	10	

Effect Of Temperature On Long Term Float Life



Constant power discharge characteristics at 25 °C/77 °F Unit: W

F.V. (V/cell) \ Discharge Time	5 Min	10 Min	15 Min	30 Min	1 Hr	3 Hr	5 Hr	10 Hr	20 Hr
1.80V	723	532	427	254	145.5	58.3	40.2	22.46	11.82
1.75V	837	577	446	263	149.9	59.5	40.8	22.80	12.00
1.70V	889	597	460	270	152.7	60.0	41.0	22.91	12.06
1.65V	929	612	471	273	154.5	60.4	41.2	22.98	12.10
1.60V	960	624	480	276	156.0	60.8	41.3	22.98	12.10

Constant current discharge characteristics at 25 °C/77 °F Unit: A

F.V. (V/cell) \ Discharge Time	5 Min	10 Min	15 Min	30 Min	1 Hr	3 Hr	5 Hr	10 Hr	20 Hr
1.80V	65.14	46.86	37.10	21.51	12.23	4.858	3.350	1.872	0.985
1.75V	76.78	50.77	38.80	22.30	12.60	4.955	3.400	1.900	1.000
1.70V	81.58	52.59	40.00	22.84	12.83	5.000	3.419	1.909	1.005
1.65V	85.25	53.85	40.92	23.16	12.98	5.035	3.431	1.915	1.008
1.60V	88.07	54.93	41.74	23.39	13.11	5.065	3.441	1.915	1.008

All data shall be changed without prior notice, BB reserves the right to explain and update the information contained hereinto.

